

Xenon Flash Lamp Module

XFM050 Series Fiber Adapter type

1. This is Xenon Flash Lamp Module with SMA-905 fiber adapter that allows flexible installation in analytical instruments.

- Highly stable light output with 5W good for analytical instruments
- Long life Xenon flash lamp
- Broad radiant spectrum from UV to IR
- Low calorific value allowing continuous and silent operation
- Standard type without fiber adapter is also available.



XFM050-2
Side-on type



XFM050-3
Head-on type

2. Characteristics

* Regarding fiber cable, please contact us.

Parameter		Requirement
Output	Arc size	1.5mm
	Window material	UV glass
	Spectral range of light output	185~2000nm
	Stability of light output	Max. 2.0% (note 1)
	Guaranteed life	1 billion flashes
	Max. average input	5W continuous (note 2)
	Discharge capacitor	0.047/0.11/0.22/0.28μ F (note 3)
Main discharge voltage variable range		400V~600V (note 4)
Input	Input voltage (DC)	Min. 11V~Max. 28V
	Input current (actual value)	11V: Max. 1.4A
	Trigger input	5V (about 10mA), 10μ S or more
	Emission frequency	Max. 530Hz
	Trigger input impedance	390 Ω
Cooling method		Natural cooling (note 5)
Operating ambient temperature		0~40°C
Storage ambient temperature		-40~90°C
Operating & storage ambient humidity		Max. 95%Rh (no condensation)
Weight		270g/XFM050-2 330g/XFM050-3

note 1) Stability of light output is calculated as follows:

$$\text{Stability of light output} = 100 \times (\text{Input standard deviation} / \text{Average light output})$$

note 2) Max. average lamp input x Emission frequency


note 3) One of those capacitors to be installed upon request.

note 4) Adjustable with variable trimmer or external control voltage from 3.2V to 4.8V

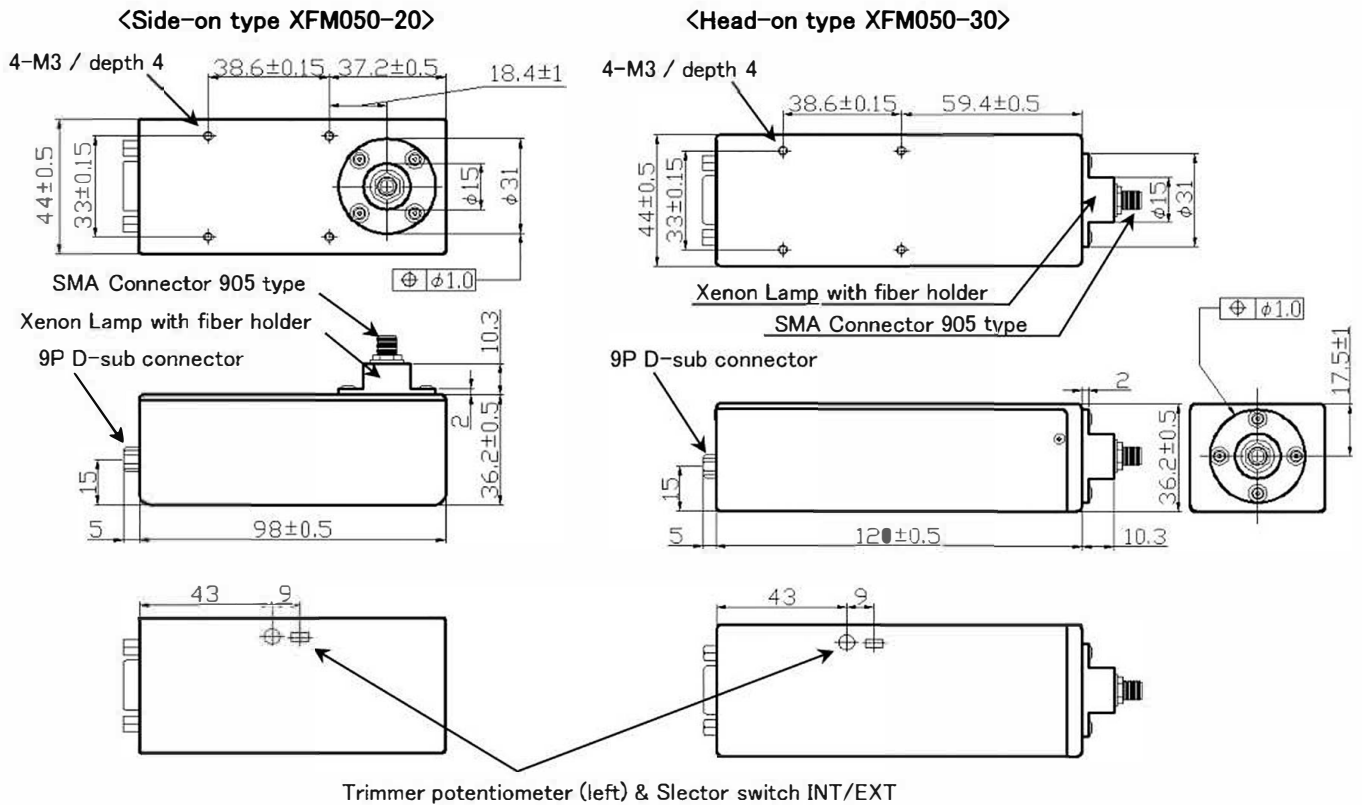
note 5) Cooling is needed when the package temperature goes up to 50°C or more.

3. Model number guide

XFM050-□□

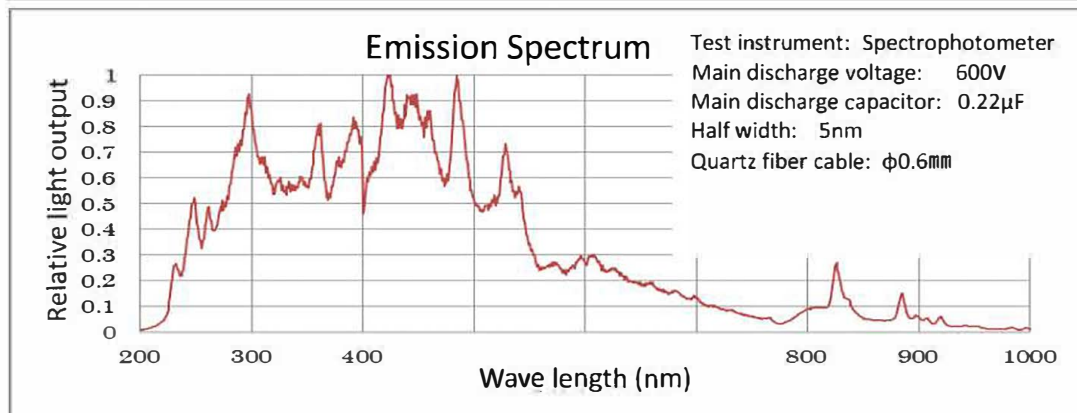


4. External dimensions



9 pin D-sub Pin Assignment

Pin No.	Function	Pin No.	Function
1	DC power input 11V~28V	6	GND for DC power input
2	DC power input 11V~28V	7	GND for DC power input
3	Main discharge voltage input 3.2V~4.8V	8	GND for main discharge voltage input
4	GND for external trigger	9	NC
5	External trigger		



* These specifications are based on the data as of Feb. 2014 and subject to change without notice.

DUE TO CONTINUOUS PRODUCT IMPROVEMENT, THE DESIGN AND TECHNICAL SPECIFICATIONS ARE SUBJECT TO CHANGE WITHOUT PRIOR NOTICE.

TASHIKA CO., LTD.

1-12, Kaiyo-cho, Ashiya, 659-0035, JAPAN

Tel: + 81-797-23-9035 Fax: + 81-797-23-2105

e-mail: soles@tashika.co.jp URL: www.tashika.co.jp