

Specification

Model	PT-S80	PT-U80 (with USB output)
Measuring range	-30 to 600°C	
Field of view	30 mm / 1000 mm (D:S = 33:1)	
Optics	Si lens	
Sensing element	Thermopile	
Wavelength	8 to 14 μm	
Response time	0.5 sec. / 90 %	
Accuracy (ε≠0.95)	-30.0 to 0°C: ±3°C, 0.1°C to 200°C: ±2°C, 201°C to 600°C: ±1 %	
Repeatability	±1°C of reading value	
Display resolution	-30.0 to 199.9°C: 0.1°C, 200 to 600°C: ±1 %	
Sighting method	Coaxial Laser marker (Class 2)	
HOLD time	15 seconds	
Continuous measurement mode	N / A	ON/OFF Selectable
USB output	N / A	Available
Data storing	Single memory	35-point memory (max 150-point)
Back light	EL back light	
High / Low alarm	Alarm LED, Buzzer, (ON/OFF Selectable)	
Emissivity (E) adjustment	0.95 / 0.85 / 0.70 Selectable	ε(0.3 to 1.20 / 0.01 step)
Display function	NOR/MAX/MIN	
Power supply	AA alkaline battery (2 pieces)	
Battery life	15 hours (with max load)	
Ambient temperature	0 to 50°C	
Ambient humidity	35 to 85 % RH (no condensation)	
Storage temperature / humidity	- 10 to 60°C / 35 to 85 % RH	
Material	ABS / TEEE	
Dimensions	H x W x D = 182 x 56 x 38 mm	
Weight	Approx. 230 g (including batteries)	

Accessories: Size AA alkaline battery (two) for operation check, Instruction manual, Protective case for PT-S80/U80, USB cable (for PT-U80 only), Optional: Black body tape HB-250
 *Specifications are subject to change for product improvement without prior notice.

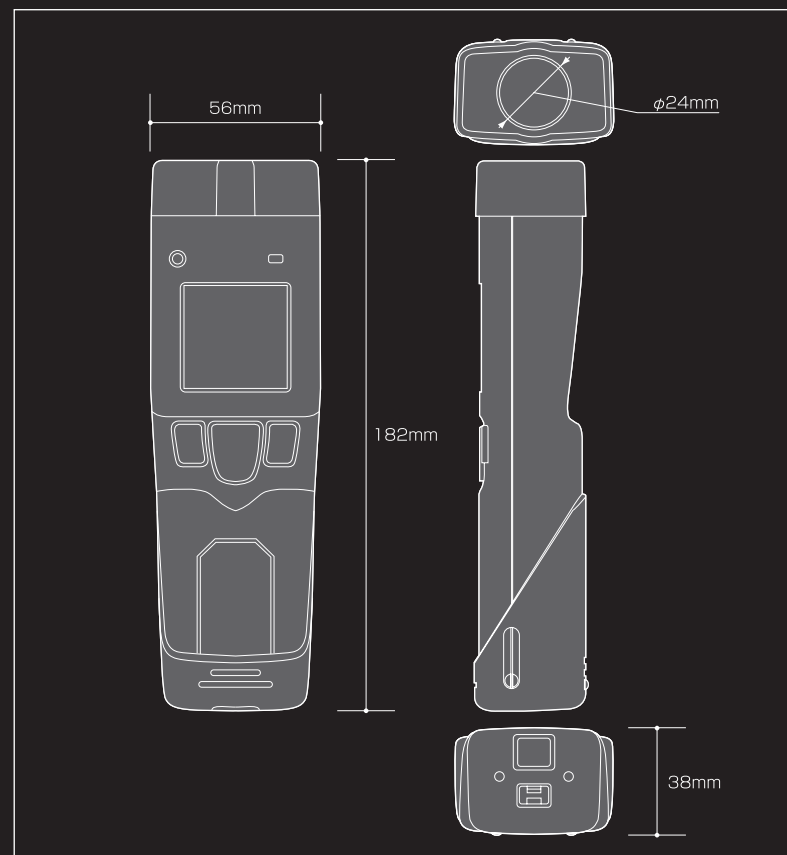
- *1) The exclusive software for PT-U80 is available at Optex Website. It is not provided with hardware.
 *2) We recommended use with Personal Computer and Windows 2000 or XP operating system, equipped with USB connector for a proper function. USB Rev1.1 conformity.
 *3) Operation may fall depending on peripheral devices connected to the PC.
 *4) The exclusive software is available at URL: <http://www.optex.co.jp/meas/english>

standard accessory

Protective case



Outside dimensions



Options

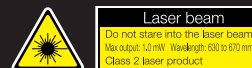
Black Tape HB-250

The Black Tape (HB-250) is designed for more accurate measurement, especially if the target object has a shiny surface. Apply HB-250 on the surface of the target and measure the area covered by HB-250 with emissivity setting at 0.95.



Caution

- Difficult measurement cases
 - When the surface being measured is reflective, such as polished metal.
 - * (Before measuring, apply the optional HB-250 tape or apply a matte finish.)
 - When measuring through glass
- Safety instructions
 - Please read through the instruction manual before use.
 - This product is not a clinical thermometer, therefore, cannot be used for medical purposes.
 - Keep the thermometer away from water contact, as it is not waterproof.
 - Avoid rapid change of the ambient temperature, as this may cause measurement error.
 - Keep the thermometer away from strong electromagnetic sources.
- Laser beam
 - This product uses laser classified as class II complying with JIS C 6802.
 - For safe use, follow the warning labels attached to this product.
 - This is a portable product with the laser maker certified by JQA (Japan Quality Assurance of Organization).



• The images used in this catalog include image drawings to assist understanding of operation.

• Actual displays/operations while measuring may differ from the images shown in this catalog.



NEW!

New product information

PT-80 - High Performance, Easy Operation Durable Package, with Convenient Measurement

Non-contact infrared thermometer

PT-S80 / PT-U80



TASHIKA BOEKI SHOKAI K.K.

1-12, Kaiyo-cho, Ashiya, 659-0035, JAPAN
 Tel: + 81-797-23-9035 Fax: + 81-797-23-2105
 e-mail: sales@tashika.co.jp URL: www.tashika.co.jp

<http://www.optex.co.jp/meas/english>

This is a realization of a long-standing need – a fully-featured product. Basic functions and flexible operation set a new industry standard. For professional use – high performance and effortless operation.

Non-contact infrared thermometer

PT-S80 / PT-U80 (With USB output)

S80 / U80 Features	
EL back light	Large LED indicator
Coaxial laser marker	MAX/MIN display
High/Low alarm	Protective case
S80 Only	
Selectable emissivity	Single memory function
U80 Only	
Continuous measurement function	Emissivity adjustment
PC Connection	35-point memory function (max. 150 points)
Clock function	Time alarm function

Laser emission window

Silicon lens

Alarm LED
High alarm "RED"
Low alarm "GREEN"

Ambient Light sensor

MAX / MIN button
For switching display functions and selecting setting value

MEASURE button
For temperature measurement and other various settings

MEM/CAL button
Store the DATA
Recall the DATA

SET button (inside of cover)
PT-S80: ALARM
For setting
PT-U80: Emissivity, ALARM
For clock setting

Rubber

Rubber



Front

Side

* No power ON/OFF button. The power automatically turns off after 15 seconds if buttons are released.

Introduction (Development Background)

PT-80 non-contact thermometers enable you to quickly and safely measure the surface temperature of a target from a distance, without touching. Our greatest concern when we developed the PT-80 was simply to provide a user-friendly product for as many users as possible and not develop something that was overly complex and restricted only to certain users. Nor did we wish to merely show off the specifications in the catalog.

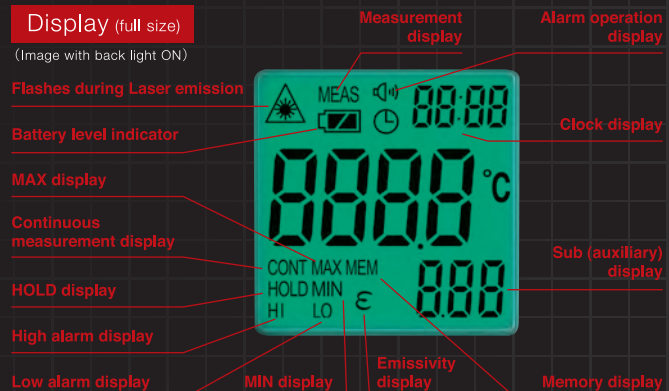
To reach our goal, we realized high performance and high efficiency by reviewing all the requests and suggestions we had received from our customers, as well as including our basic ideas for user-friendliness. After many design reviews of the basic functions, additional functions, and operability, we finally settled on and released the PT-80 series. This is the latest product from OPTEX at the start of 2005.

Features

1 Pursuit of easy readability

For a clear view of your measurement values, we equipped the display with an **EL back light**. In addition, we incorporated the **large LCD** with 3 display levels allowing more information to be shown more clearly and with larger sized characters. As the EL back light is sensor activated, it lights only when ambient light conditions are low. Users will be satisfied under many different lighting conditions at the ease of reading the PT-80 display.

POINT ① Equipped with EL back light **POINT ②** Large LCD with 34 x 34 mm



3 Pursuit of visibility

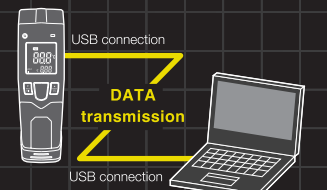
If the laser pointer is shifted off-axis from an actual measurement center, it is difficult to accurately locate it again in the same place. To solve this difficulty, the PT-80 is equipped with a **co-axial laser marker** which points at the exact center of the measurement area, independent of working distance.

POINT Equipped with a coaxial laser maker for precise acquisition of measurement position



2 Pursuit of convenience

Collecting and storing measurement data for reports can be tedious. For efficient use of measured data, we equipped the PT-U80 with the ability to Send/Receive data when connected to a PC via **USB**. Using imported data for creating reports is easy. With the **Preset Report Form** it becomes even easier. Each data setting is also possible on the PC side. The software is downloadable from our website.



POINT ① USB means easy connection to a PC
POINT ② Equipped with easy report form generator.



URL <http://www.optex.co.jp/meas/>

4 Pursuit of easy measurement

Often, measurement from a long distance can be difficult and sometimes impossible due to a wide measurement area. The PT-80's measurement area is 30 x 30 mm from a distance of 1 m. Even from 5 m, its **long-focus design** still manages an area of only 150 x 150 mm. So safe and secure measurement is possible even in difficult to reach or dangerous locations.

POINT Long-focus design enables easy long-distance measurement.

